

Children & Young People's Services Scrutiny Committee

1 March 2023

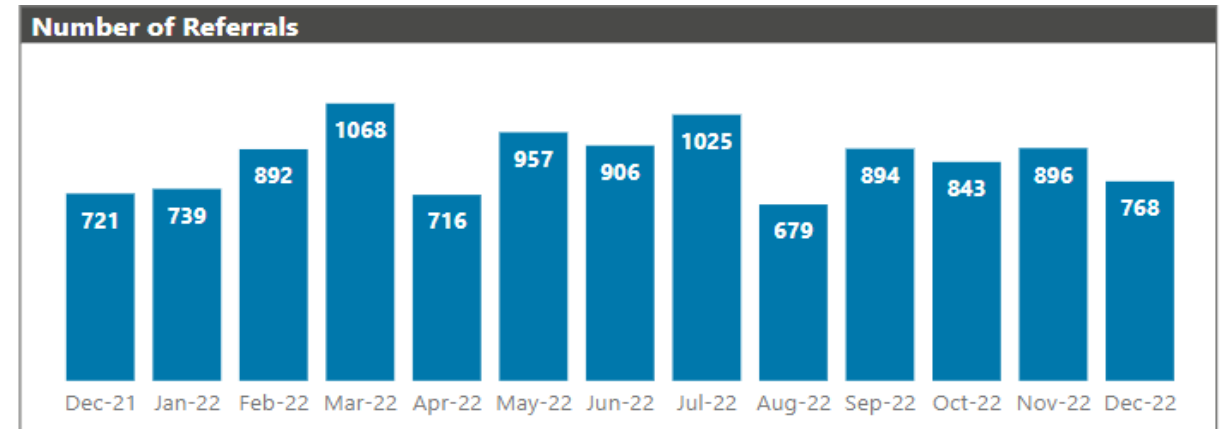
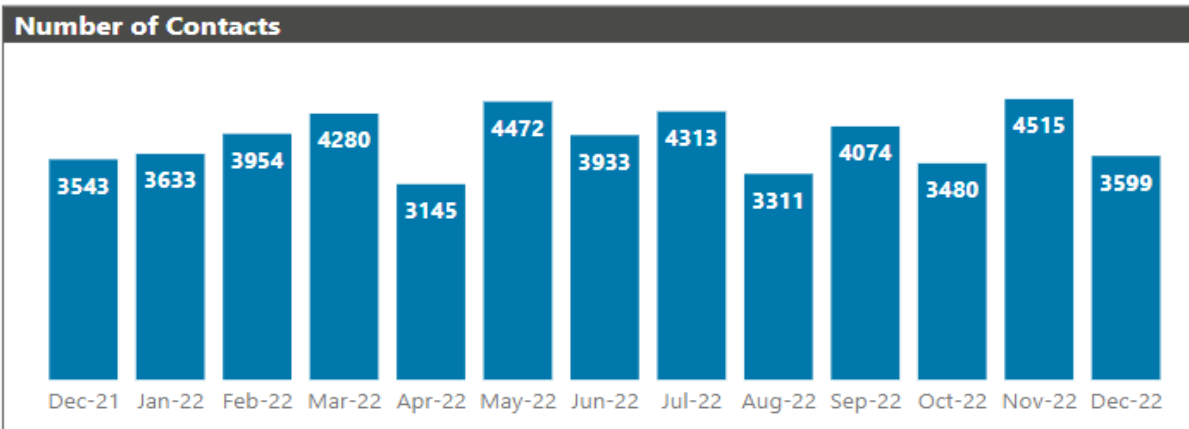
**Performance Summary
Report (key slides)**

**to the end of
December 2022**



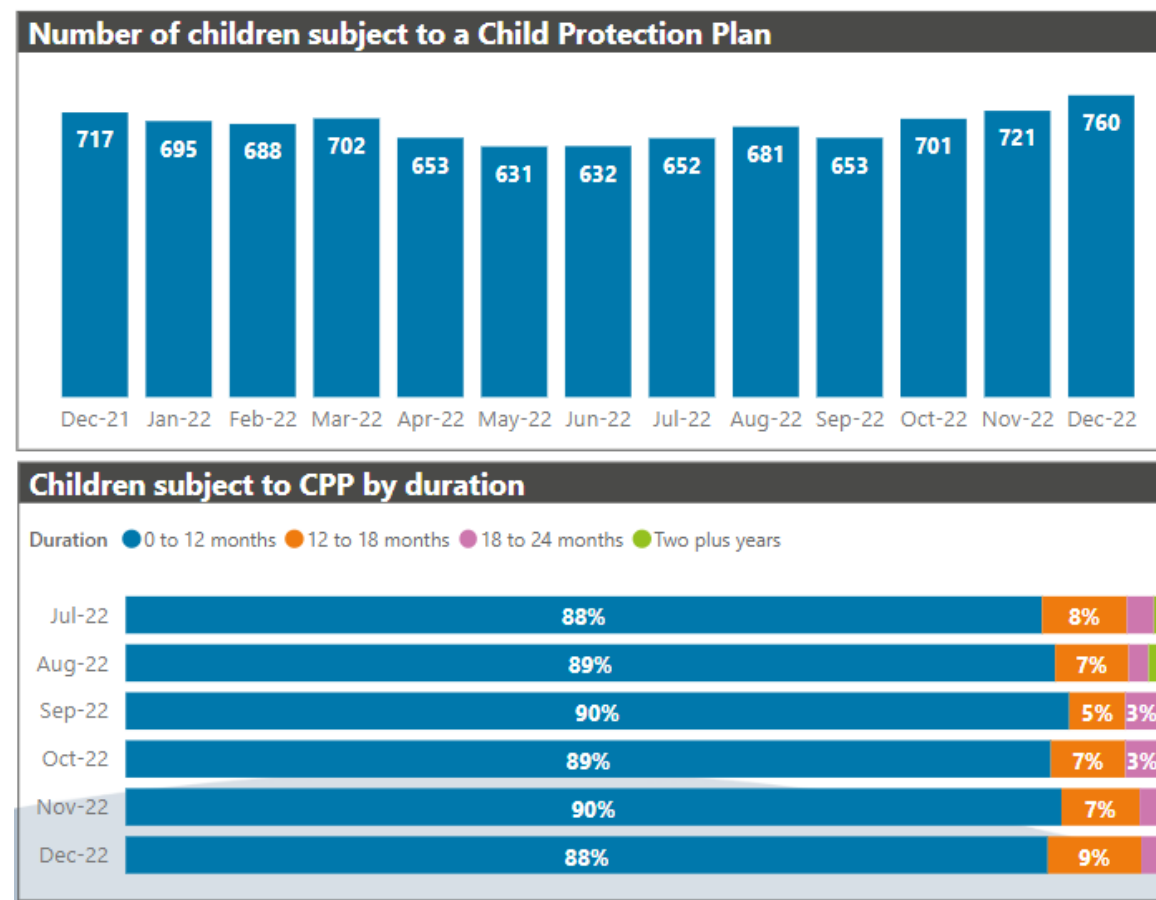
Contacts and Referrals

- ❑ Decreases across both Contacts and Referrals in December 2022 **Rate of Referrals 2021/22 National – 538, Statistical Neighbours – 413, West Sussex – 528** (Rolling 12 months Jan-22 to Dec-22- **594**)
- ❑ Conversion rate from Contact to Referral has increased to **21%** (768/3599)
- ❑ Timeliness of Contacts in 3 days has increased to **95%** (3407/3599) - Rolling 12 months **94%** (Jan-22 to Dec-22)
- ❑ Referrals completed within 1 working day increased to **99%** (760/768) - Rolling 12 months **93%** (Jan-22 to Dec-22)
- ❑ **235** children were re-referred to Children's Social Care (**31%**) **Statistical Neighbours 27% and National Re-Referrals 22% (2021/22) – Rolling 12 months (Jan-22 to Dec-22) 25%**



Child Protection Performance

- ❑ Increase in CP numbers in Dec 2022 to **760**
1% (8 children) have been on a plan for more than 2 years
- ❑ West Sussex Rate per 10,000 = **43.5**
Statistical Neighbours 35 and England 42 (2021/22)
- ❑ ICPC timeliness **75%** (67/89) **SN 83% and England 80% (2021/22) – Rolling 12 months 76% (Jan-22 to Dec-22)**
- ❑ RCPC timeliness **93%** (64/69) **SN 91% and England 89%(2021/22) - Rolling 12 months 96% (Jan-22 to Dec-22)**
- ❑ 897 children started on CPP of those 218 were for a second/subsequent time ever which is **24%**, and 24 were for a second/subsequent time within 12 months which is **3%**



Children we Care for

- ❑ Increase in the number of Children we Care for at **880** for end December 2022
- ❑ West Sussex rate = **50.3** **Statistical Neighbours 50 and England 67 (2020/21)**
- ❑ **97%** (602/623) of Children we Care for have a Care plan in place and **81%** (201/247) have a Pathway plan in place
- ❑ Pathway Plans – Rolling 12 months **85%** (Jan-22 to Dec-22)
- ❑ **95%** (778/819) of Children we Care for had all of their reviews completed in time during the last 12 months.
- ❑ SDQs - The figure for CwCf with up-to- date SDQs at end Dec is 221/426 = **52%**
- ❑ IHA – increase in timeliness with **47%** completed in time in November
- ❑ IHA – *Rolling 12 months* **32%** (Dec-21 to Nov-22)
- ❑ RHA – *Rolling 12 months* **74%** (Jan-22 to Dec-22)

